

**RR Financial
Consultants Limited**

Regd. Off.: 47, M.M. Road,
Rani Jhansi Marg, Jhandewalan,
New Delhi-110055 (India)
CIN No. : L74899DL1986PLC023530
Email Id : cs@rrfcl.com
Ph. : (+91) 11-23636362-63
Fax : (+91) 11-23636746-6743
Website : www.rrfinance.com
: www.rrfcl.com

13th February, 2016

The Manager
Listing Department
Bombay Stock Exchange Limited
25th Floor, PJ Towers, Dalal Street,
Mumbai- 400001

Ref: Scrip Code: 511626

Sub: Unaudited Financial Results for the Quarter ended December, 2015

Dear Sir

This is with reference to the captioned subject, please find enclosed herewith the Copy of Unaudited Financial Results for the Quarter ended 31st December, 2015 under Regulation 33 of the SEBI (Listing Obligations and Disclosure Requirements) Regulations, 2015.

You are requested to take the same on record.

Thanking You,

Yours faithfully,

For R R FINANCIAL CONSULTANTS LIMITED

Ekte Mander
Authorized Signatory



Place: New Delhi



RR FINANCIAL CONSULTANTS LIMITED

Regd. Office: 47, M.M. Road, Rani Jhansi Marg, Jhandewalan, New Delhi - 110055.

CIN: L74899DL1986PLC023530

Phone: 011-23636362-64, Email id: cs@rrfcl.com, Website: www.rrfcl.com

Standalone Unaudited Financial Results for The Quarter and Six months ended 31st December, 2015

(₹ in Lakhs)

Sr. No.	Particulars	Three Months Ended			Six Months Ended		Year Ended
		31-Dec-15	30-Sep-15	31-Dec-14	31-Dec-15	31-Dec-14	30-Jun-15
		Unaudited			Unaudited		Audited

PART- I (Statement of Standalone Unaudited Results for the Quarter and Six months ended 31st December, 2015.)

1	INCOME FROM OPERATIONS						
	a. Net Sales / Income from Operations						
	Investment Income	26.52	20.22	10.98	46.74	30.08	99.07
	b. Other Operating Income	-	-	-	-	-	-
	Total income from operations	26.52	20.22	10.98	46.74	30.08	99.07
2	EXPENDITURE						
	a. Employees Cost	2.40	2.40	2.40	4.80	4.80	9.60
	b. Depreciation and Amortisation Expense	1.63	1.63	3.46	3.26	6.92	6.25
	c. Other Expenditure	17.94	11.20	26.31	29.14	80.34	89.97
	Total Expenses	21.97	15.23	32.17	37.20	92.06	105.82
3	Profit / (Loss) from operations before other income, finance costs and exceptional items (1-2)	4.55	4.99	(21.19)	9.54	(61.98)	(6.75)
4	Other Income	-	-	-	-	-	-
5	Profit / (Loss) from ordinary activities before finance costs and exceptional items (3+4)	4.55	4.99	(21.19)	9.54	(61.98)	(6.75)
6	Finance Costs	-	-	0.10	-	0.10	0.11
7	Profit / (Loss) from ordinary activities after finance costs but before exceptional items (5-6)	4.55	4.99	(21.29)	9.54	(62.08)	(6.86)
8	Exceptional Items	-	-	-	-	-	-
9	Profit / (Loss) from ordinary activities before Tax (7-8)	4.55	4.99	(21.29)	9.54	(62.08)	(6.86)
10	Tax Expense	0.80	-	-	0.80	-	9.97
11	Profit / (Loss) from ordinary activities after Tax (9-10)	3.75	4.99	(21.29)	8.74	(62.08)	(16.83)
12	Extraordinary Items	-	-	81.98	-	81.98	163.97
13	Profit / (Loss) for the period (11-12)	3.75	4.99	(103.27)	8.74	(144.06)	(180.80)
14	Paid up Equity Share Capital (Face value of Share ₹ 10/- Each)	1,106.94	1,106.94	1,106.94	1,106.94	1,106.94	1,106.94
15	Reserve excluding Revaluation Reserves	-	-	-	-	-	2,784.81
16i	Earnings per share (before extraordinary items) (not annualised):						
	a. Basic (₹)	0.03	0.05	(0.19)	0.08	(0.56)	(0.15)
	b. Diluted (₹)	0.03	0.05	(0.19)	0.08	(0.56)	(0.15)
16ii	Earnings per share (after extraordinary items) (not annualised):						
	a. Basic (₹)	0.03	0.05	(0.93)	0.08	(1.30)	(1.63)
	b. Diluted (₹)	0.03	0.05	(0.93)	0.08	(1.30)	(1.63)

PART- II (Select Information for the Quarter and Six months ended 31st December, 2015.)

A	PARTICULARS OF SHAREHOLDING						
1	Public shareholding						
	- Number of shares	3,356,442	3,356,442	3,363,000	3,356,442	3,363,000	3,363,000
	- Percentage of shareholding	30.35	30.35	30.40	30.35	30.40	30.40
2	Promoters and Promoter Group Shareholding						
	a. Pledged / Encumbered						
	- Number of Shares	Nil	Nil	Nil	Nil	Nil	Nil
	- % of shares (as a % of the total shareholding of promoter group)	Nil	Nil	Nil	Nil	Nil	Nil
	- % of shares (as a % of the total share capital of the company)	Nil	Nil	Nil	Nil	Nil	Nil
	b. Non - encumbered						
	- Number of Shares	7,704,258	7,704,258	7,697,700	7,704,258	7,697,700	7,697,700
	- % of shares (as a % of the total shareholding of promoter group)	100%	100%	100%	100%	100%	100%
	- % of shares (as a % of the total share capital of the company)	69.65%	69.65%	69.60%	69.65%	69.60%	69.60%

B	Particulars	3 months ended 31/12/2015
	INVESTOR COMPLAINTS	
	Pending at the beginning of the quarter	Nil
	Received during the quarter	Nil
	Disposed of during the quarter	Nil
	Remaining unresolved at the end of the quarter	Nil

Page 1/2



Notes :-

I Disclosure of assets and liabilities as per clause 41(1)(ea) of the listing agreement for the half year ended 31st December, 2015.

(₹ in Lakhs)

S.No.	PARTICULARS	Aa at Half Year Ended of	Aa at Half Year Ended of	Aa at Year Ended of
		31/12/2015	31/12/2014	30/06/2015
		(Unaudited)	(Unaudited)	(Audited)
I	EQUITY AND LIABILITIES			
1	Shareholders' Fund			
	(a) Share Capital	1106.94	1106.94	1106.94
	(b) Reserves and Surplus	2793.62	2821.54	2784.81
	(c) Money received against share warrants	-	-	-
	Sub-total - Shareholders' Fund	3,900.56	3,928.48	3,891.75
2	Non-Current Liabilities			
	(a) Long Term Borrowings	490.03	1,367.85	637.42
	(b) Deferred Tax Liabilities (Net)	-	-	-
	(c) Other Long Term Liabilities	-	-	-
	(d) Long Term Provision	-	-	-
	Sub-total - Non-Current liabilities	490.03	1,367.85	637.42
3	Current Liabilities			
	(a) Short Term Borrowings	319.14	137.61	85.35
	(b) Trade Payables	0.27	0.27	0.27
	(c) Other Current Liabilities	539.19	123.10	859.93
	(d) Short Term Provisions	-	-	-
	Sub-total - Current liabilities	858.60	260.98	945.55
	Total - Equity and Liabilities	5,249.19	5,557.31	5,474.72
II	ASSETS			
1	Non-Current Assets			
	(a) Fixed Assets			
	(i) Tangible Assets	58.55	59.44	59.55
	(ii) Intangible Assets	-	-	-
	(b) Non Current Investment	2,615.40	2,507.95	2,507.95
	(c) Deferred tax Assets (Net)	-	-	-
	(d) Long Term Loans and Advances	1,928.68	2,167.65	2,131.33
	(e) Other Non Current Assets	-	-	-
	Sub-total - Non-Current assets	4,602.63	4,735.04	4,698.83
2	Current Assets			
	(a) Current Investments	-	-	-
	(b) Inventories	98.01	98.05	98.01
	(c) Trade Receivables	0.96	1.32	12.23
	(d) Cash and Cash Equivalents	6.78	17.62	25.48
	(e) Short Term Loan and Advance	540.81	705.28	640.18
	(f) Other Current Assets	-	-	-
	Sub-total - Current assets	646.56	822.27	775.90
	Total - Assets	5,249.19	5,557.31	5,474.73



2 The above Unaudited result were reviewed by the Audit committee and taken on record by the Board of Director at their meeting held on 13th February, 2016.

3 Previous year figures have been regrouped or rearranged wherever considered necessary. The entire operation of the company relates to only one reportable segment, therefore segment reporting by AS 17 is not required.

4 Provision for Income tax has been made on ad-hoc basis.

Place : New Delhi
Date : February 13, 2016

By Order of the Board
For: RR FINANCIAL CONSULTANTS LIMITED

Rajat Prasad
Managing Director
DIN: 00062612



RR FINANCIAL CONSULTANTS LIMITED

Regd. Office: 47, M.M. Road, Rani Jhansi Marg, Jhandewalan, New Delhi - 110055.

CIN: L74899DL1986PLC023530

Phone: 011-23636362-64, Email id: cs@rrfcl.com, Website: www.rrfcl.com

Consolidated Unaudited Financial Results for The Quarter and Six months ended 31st December, 2015

(₹ in Lakhs)

Sr. No.	Particulars	Three Months Ended			Six Months Ended		Year Ended
		31-Dec-15	30-Sep-15	31-Dec-14	31-Dec-15	31-Dec-14	30-Jun-15
		Unaudited			Unaudited		Audited

PART- I (Statement of Consolidated Unaudited Results for the Quarter and Six months ended 31st December, 2015.)

1	INCOME FROM OPERATIONS						
a.	Net Sales / Income from Operations						
	Investment Income	26.52	20.22	10.98	46.74	30.08	99.07
	Insurance Broking Income	34.25	61.51	71.83	95.76	183.64	363.23
	Brokrage & Financial Products Income	91.31	111.72	796.76	203.03	1,502.35	2,392.56
	Investment Banking Income	421.94	277.88	385.23	699.82	690.35	1,524.53
	Income of NBFC	3.24	3.62	3.96	6.86	8.43	15.53
b.	Other Operating Income	1.36	2.24	0.78	3.60	2.53	6.87
	Total income from operations	578.62	477.19	1,269.54	1,055.81	2,417.38	4,401.79
2	EXPENDITURE						
a.	Employees Cost	136.50	165.46	238.66	301.96	459.11	866.78
b.	Depreciation and Amortisation Expense	8.17	8.36	15.27	16.53	30.53	39.18
c.	Other Expenditure	438.16	272.38	1,054.76	710.54	2,013.33	3,297.54
	Total Expenses	582.83	446.20	1,308.69	1,029.03	2,502.97	4,203.50
3	Profit / (Loss) from operations before other income, finance costs and exceptional items (1-2)	(4.21)	30.99	(39.15)	26.78	(85.59)	198.29
4	Other Income	-	-	-	-	-	-
5	Profit / (Loss) from ordinary activities before finance costs and exceptional items (3+4)	(4.21)	30.99	(39.15)	26.78	(85.59)	198.29
6	Finance Costs	61.19	73.30	91.37	134.49	149.74	310.04
7	Profit / (Loss) from ordinary activities after finance costs but before exceptional items (5-6)	(65.40)	(42.31)	(130.52)	(107.71)	(235.33)	(111.75)
8	Exceptional Items	-	-	-	-	-	-
9	Profit / (Loss) from ordinary activities before Tax (7-8)	(65.40)	(42.31)	(130.52)	(107.71)	(235.33)	(111.75)
10	Tax Expense	25.62	7.69	-	33.31	2.70	31.47
11	Profit / (Loss) from ordinary activities after Tax (9-10)	(91.02)	(50.00)	(130.52)	(141.02)	(238.03)	(143.22)
12	Extraordinary Items	-	-	344.17	-	578.36	660.35
13	Profit / (Loss) for the period (11-12)	(91.02)	(50.00)	(474.69)	(141.02)	(816.39)	(803.57)
14	Minority Interest	(22.94)	1.75	0.14	(21.19)	(91.56)	(59.62)
15	Net Profit / (Loss) after taxes and minority interest (13-14)	(68.08)	(51.75)	(474.83)	(119.83)	(724.83)	(743.95)
16	Paid up Equity Share Capital (Face value of Share ₹ 10/- Each)	1,106.94	1,106.94	1,106.94	1,106.94	1,106.94	1,106.94
17	Reserve excluding Revaluation Reserves	-	-	-	-	-	3,401.21
18i	Earnings per share (before extraordinary items) (not annualised):						
	a. Basic (₹)	(0.61)	(0.47)	(1.18)	(1.08)	(1.32)	(0.76)
	b. Diluted (₹)	(0.61)	(0.47)	(1.18)	(1.08)	(1.32)	(0.76)
18ii	Earnings per share (after extraordinary items) (not annualised):						
	a. Basic (₹)	(0.61)	(0.47)	(4.29)	(1.08)	(6.55)	(6.72)
	b. Diluted (₹)	(0.61)	(0.47)	(4.29)	(1.08)	(6.55)	(6.72)

PART- II (Select Information for the Quarter and Six months ended 31st December, 2015.)

A	PARTICULARS OF SHAREHOLDING						
1	Public shareholding						
	- Number of shares	3,356,442	3,356,442	3,363,000	3,356,442	3,363,000	3,363,000
	- Percentage of shareholding	30.35	30.35	30.40	30.35	30.40	30.40
2	Promoters and Promoter Group Shareholding						
a.	Pledged / Encumbered						
	- Number of Shares	Nil	Nil	Nil	Nil	Nil	Nil
	- % of shares (as a % of the total shareholding of promoter group)	Nil	Nil	Nil	Nil	Nil	Nil
	- % of shares (as a % of the total share capital of the company)	Nil	Nil	Nil	Nil	Nil	Nil
b.	Non - encumbered						
	- Number of Shares	7,704,258	7,704,258	7,697,700	7,704,258	7,697,700	7,697,700
	- % of shares (as a % of the total shareholding of promoter group)	100%	100%	100%	100%	100%	100%
	- % of shares (as a % of the total share capital of the company)	69.65%	69.65%	69.60%	69.65%	69.60%	69.60%

B	Perticulars	3 months ended 31/12/2015					
	INVESTOR COMPLAINTS						
	Pending at the beginning of the quarter						
	Received during the quarter						
	Disposed of during the quarter						
	Remaining unprocessed at the end of the quarter						

Notes :-

1 Disclosure of assets and liabilities as per clause 41(1)(ea) of the listing agreement for the half year ended 31st December, 2015.

(₹ in Lakhs)

S.No.	PARTICULARS	Aa at Half Year Ended of	Aa at Half Year Ended of	Aa at Year Ended of
		31/12/2015	31/12/2014	30/06/2015
		(Unaudited)	(Unaudited)	(Audited)
I	<u>EQUITY AND LIABILITIES</u>			
1	Shareholders' Fund			
	(a) Share Capital	1,106.94	1,106.94	1,106.94
	(b) (i) Reserves and Surplus	3,258.31	3,436.18	3,401.21
	(ii) Minority Interest	226.77	300.41	332.35
	(c) Money received against share warrants			
	Sub-total - Shareholders' Fund	4,592.02	4,843.53	4,840.50
2	Non-Current Liabilities			
	(a) Long Term Borrowings	292.23	406.98	351.40
	(b) Deferred Tax Liabilities (Net)	11.92	24.69	11.92
	(c) Other Long Term Liabilities	-	-	-
	(d) Long Term Provision	-	-	-
	Sub-total - Non-Current liabilities	304.15	431.67	363.32
3	Current Liabilities			
	(a) Short Term Borrowings	794.76	1,264.24	1,446.10
	(b) Trade Payables	107.66	508.34	587.54
	(c) Other Current Liabilities	1,758.98	1,399.91	1,758.91
	(d) Short Term Provisions	2.82	0.82	2.82
	Sub-total - Current liabilities	2,664.22	3,173.31	3,795.37
	Total - Equity and Liabilities	7,560.39	8,448.51	8,999.19

II	<u>ASSETS</u>			
1	Non-Current Assets			
	(a) Fixed Assets			
	(i) Tangible Assets	2,526.32	2,918.34	2,830.78
	(ii) Intangible Assets	197.67	215.95	206.28
	(b) Non Current Investment	159.42	159.42	159.42
	(c) Deferred tax Assets (Net)	-	-	-
	(d) Long Term Loans and Advances	471.41	488.22	481.27
	(e) Other Non Current Assets	0.49	0.85	0.55
	Sub-total - Non-Current assets	3,355.31	3,782.78	3,678.30
2	Current Assets			
	(a) Current Investments	-	-	-
	(b) Inventories	103.15	106.42	106.38
	(c) Trade Receivables	1,500.29	1,384.63	1,537.93
	(d) Cash and Cash Equivalents	614.40	720.00	1,163.16
	(e) Short Term Loan and Advance	1,982.69	2,424.75	2,501.28
	(f) Other Current Assets	4.55	29.93	12.14
	Sub-total - Current assets	4,205.08	4,665.73	5,320.89
	Total - Assets	7,560.39	8,448.51	8,999.19

- The above Unaudited result were reviewed by the Audit committee and taken on record by the Board of Director at their meeting held on 13th February, 2016.
- Previous year figures have been regrouped or rearranged wherever considered necessary.
- Consolidation has been made as per AS21 (Consolidated financial Statement issued by The Institute of Chartered Accountants of India).
- Provision for Income tax has been made on ad-hoc basis.
- The standalone financial results of the company for the Quarter and Six Months ended 31st December, 2015 are available on company and BSE website. The key standalone financial information is given below :-

Sr. No.	Particulars	Three Months Ended			Six Months Ended		Year Ended
		31-Dec-15	30-Sep-15	31-Dec-14	31-Dec-15	31-Dec-14	30-Jun-15
		Unaudited			Unaudited		Audited
	Income from Operation	26.52	20.22	10.98	46.74	30.08	99.07
	Profit / (Loss) Before Tax & Extraordinary Items	4.55	4.99	(21.29)	9.54	(62.08)	(6.86)
	Profit / (Loss) After Tax & Extraordinary Items	3.75	4.99	(103.27)	8.74	(144.06)	(180.80)

By Order of the Board
For: RFL FINANCIAL CONSULTANTS LIMITED

New Delhi

Rajat Prasad



SANDEEP RAMESH GUPTA & CO.
CHARTERED ACCOUNTANTS

Registered office address
90/31B, First Floor,
Malviya Nagar, New Delhi, 110017
Phone: + 91-11-4040500
Email: sandeep.gupta@srgglobal-ca.com


Limited Review Report to Shareholders

We have reviewed the accompanying statement of unaudited financial results of RR Financial Consultants Limited for the Period ended 31st December, 2015 for the quarter and six month ended except for the disclosures regarding 'Public Shareholding' and 'Promoter and Promoter Group Shareholding' which have been traced from disclosures made by the management and have not been audited by us. This statement is the responsibility of the Company's Management and has been approved by the Board of Directors. Our responsibility is to issue a report on these financial statements based on our review.

We conducted our review in accordance with the Standard on Review Engagement (SRE) 2400, "Review of interim Financial Statements information performed by the Independent auditor of the entity issued by the Institute of Chartered Accountants of India. This standard requires that we plan and perform the review to obtain moderate assurance as to whether the financial statements are free of material misstatement. A review is limited primarily to inquiries of company personnel and analytical procedures applied to financial data and thus provide less assurance than an audit. We have not performed an audit and accordingly, we do not express an audit opinion.

Based on our review conducted as above, nothing has come to our attention that causes us to believe that the accompanying statement of unaudited financial results prepared in accordance with applicable accounting standards specified under sec. 133 of Companies act, 2013 read with rule 7 of the Companies (Accounts) Rules, 2014 (including recognition and measurement principles laid down in Accounting standard 25 "interim financial Reporting") and other recognized accounting practices and policies has not disclosed the information required to be disclosed in terms of Regulation 33 of the SEBI (Listing Obligations and Disclosure Requirements), Regulations, 2015 including the manner in which it is to be disclosed, or that it contains any material misstatement.

For Sandeep Ramesh Gupta & Co.
(Chartered Accountants)



Sandeep Gupta
Sandeep Gupta
Membership No.- 090039

Place: New Delhi
Date: 13th February, 2016